


FUND FOR TEACHERS

2025 FELLOWS BY THE NUMBERS

**354
TEACHERS**



**266
GRANTS**



**\$1.6M
Awarded**

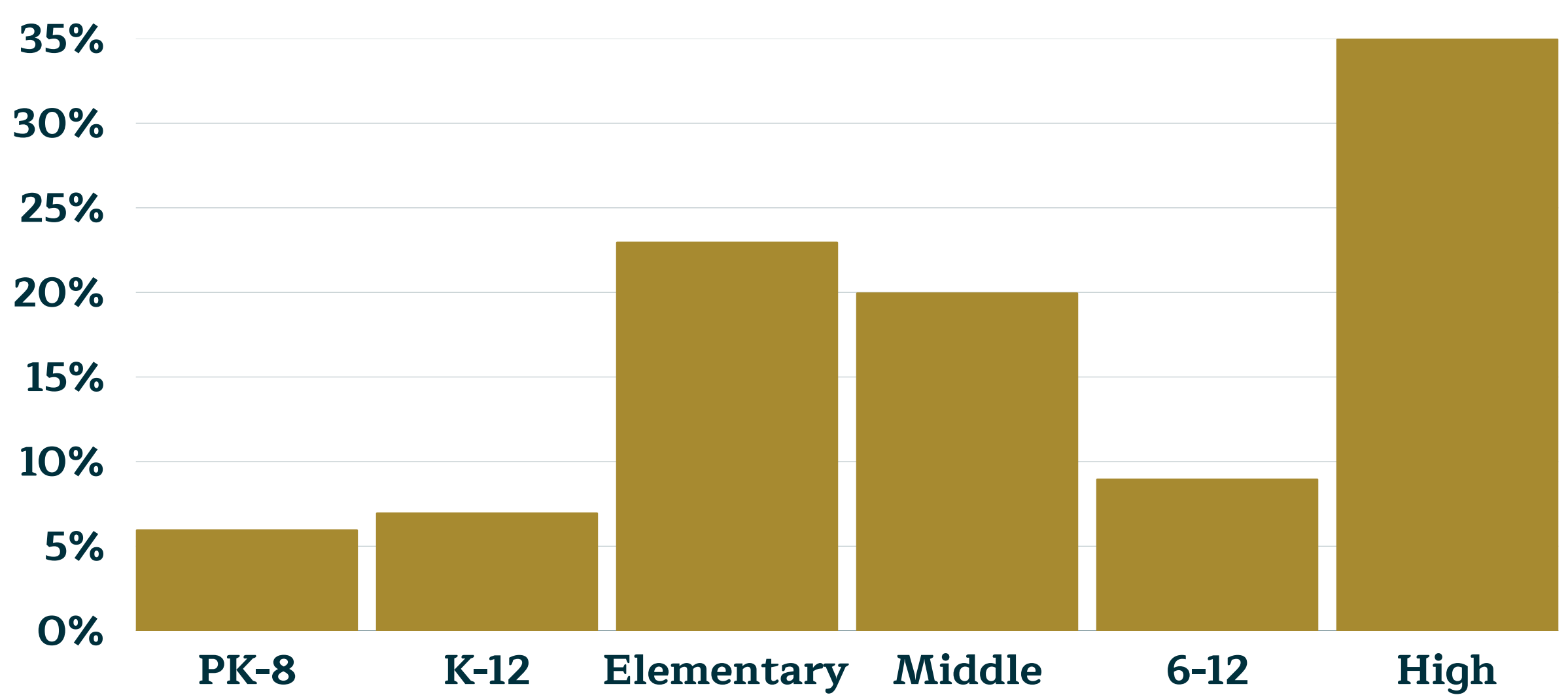


TITLE I

69% Percentage of schools that qualify for Title I funding



SCHOOL CLASSIFICATION



FREE & REDUCED LUNCH

Percentage of schools that have 50% or more students who qualify for free or reduced lunch



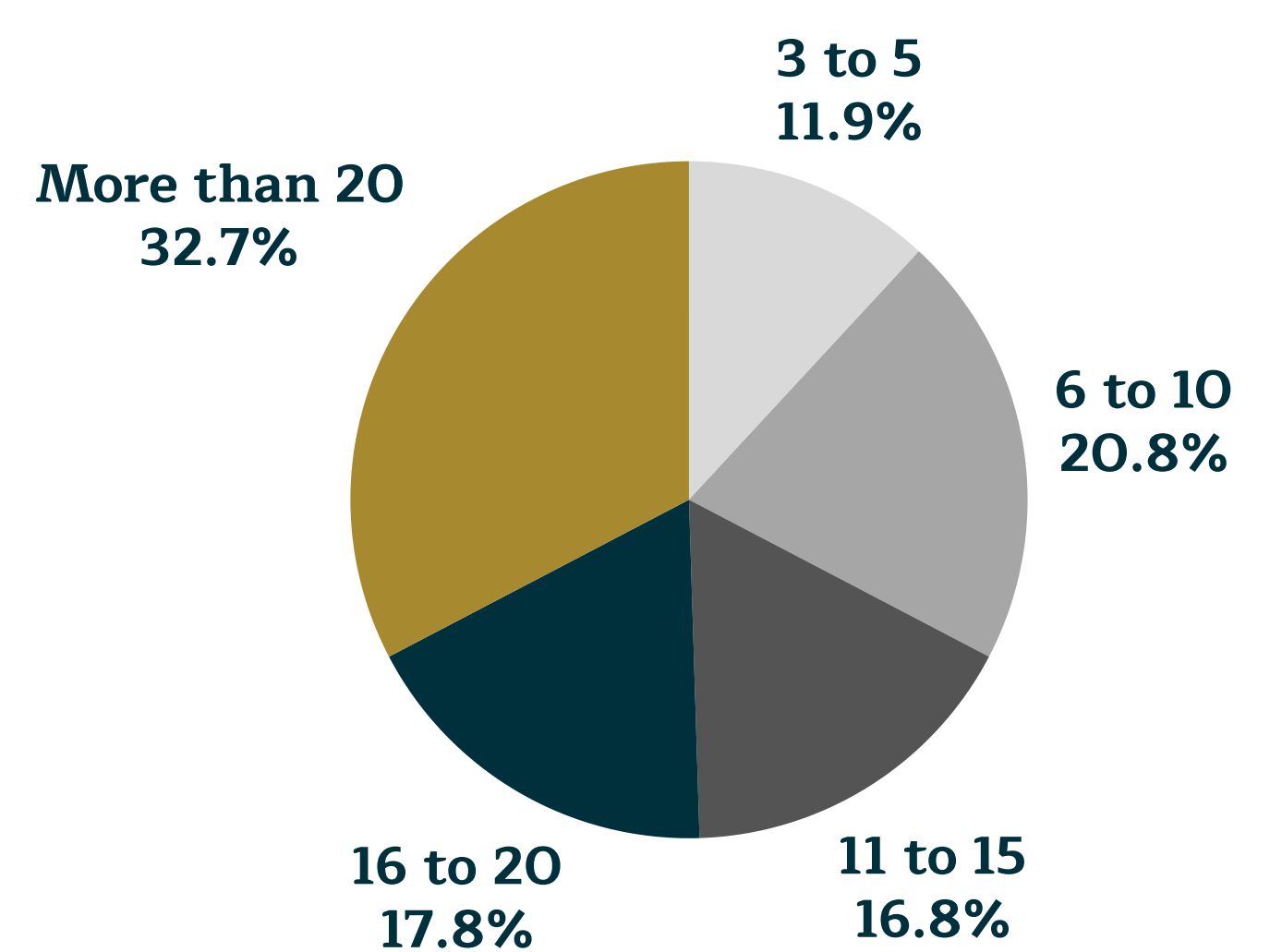
50%

FELLOWSHIP SUBJECT AREA

| | | | |
|------------------------|-----|-------------------------------|----|
| Science | 21% | Special Education | 3% |
| Cultural Immersion | 20% | Technology | 3% |
| History/Social Studies | 11% | Literacy | 2% |
| Language Acquisition | 9% | Math | 2% |
| Visual/Performing Arts | 9% | Advanced Education/Leadership | 1% |
| Literature/Writing | 6% | Kinesiology | 1% |
| Social Justice | 6% | Other | 6% |



YEARS TEACHING



SCHOOL COMMUNITY

| | |
|----------|-----|
| Urban | 45% |
| Suburban | 34% |
| Rural | 21% |



FELLOWSHIP FACTS

106 Fellows attending a conference or workshop

80 Countries in which Fellows will learn this summer

COLLABORATORS

Regional foundations, funders and organizations who make our work possible

14

Volunteers who read, scored and selected our 2025 Fellows.

688